

# dermapunt

microagujas dérmicas  
dermal micro-needles

**red** Radian Elok  
Distriversa



*Tdc*  
TEGODER  
— Cosmetics —

**Dermapunt** is an electronic device with an innovative system of micro-needles for collagen inducement therapy, used for face and body rejuvenation that is minimally invasive, which creates micro-injuries on the skin.

The concept of micro-needle is based on the natural ability of the skin to regenerate. Each head of fine needles punctures the skin and creates micro channels or micro wounds; these small injuries trigger an inflammatory reaction and the release of growth factors, which stimulate the multiplication of fibroblasts in the dermis. Consequently an increase in the production of elastin, collagen I, III, IV and glycosaminoglycans is produced, with an increase of density and firmness of the skin.

## General indications of **Dermapunt** system:

- Mild scars of acne.
- Stretch marks.
- Wrinkles and expression lines.
- Flaccidity.
- Photo-ageing.
- Smooth or blur the skin open pores.
- Face skin revitalisation.
- Facial rejuvenation.
- Apply meso-concentrates or TDC Clinik biological concentrates.

# dermapunt

Wheel indicating the millimetres of depth.






Depth indicator.



DEPTH

SPEED

POWER AND SPEED SELECTION BUTTON

Less than 0.5 mm	Average speed - Facial 6,500 rpm = 108 cycles/second	
0.5 - 0.75 mm	Average speed - Facial 7,500 rpm = 125 cycles/second	
0.75 - 1.25 mm	Average-high speed - Facial, thick skin 8,500 rpm = 141 cycles/second	 ↔
1.25 - 1.5 mm	High speed - Body, delicate areas 9,500 rpm = 158 cycles/second	
1.5 - 2.5 mm	High speed - Body, thick areas 10,000 rpm = 166 cycles/second	



## PROTOCOLS

### DERMAPUNT TREATMENT FOR FACE

- 1 FACIAL CLEANSING**  
Cleanse the skin thoroughly with HA FACE CLEANSER. Be sure of perfectly remove all make-up.
- 2 EXFOLIATION**  
Carry out an exfoliation with DELUXE PEELING, removing the deepest dirt. Massage the product with circular movements for 5 minutes. End up rinsing with lukewarm water.

## 3

## BIOLOGICAL / CONCENTRATE PREPARATION



## Sealuronic Gel 14x4 ml

Combination of pure hyaluronic acid and sea water with high moisturising, regenerating and densifying power. Suitable for all skin types. Oil free.



## Glycan Concentrate 14x4 ml

Combination of proteoglycans, elastin, collagen and pure hyaluronic acid that fights the skin premature ageing.

## Concentrate of Native Collagen 50 ml

Native collagen that reinforces the skin supporting functions, stimulates the synthesis of new supporting proteins and maintain the existing ones in good conditions. Instant and long lasting firming effect.



## GF • FC Revitalising Concentrate 30 ml

It stimulates and activates the skin functioning, increasing the synthesis of its essential elements. It treats and prevents the signs of ageing in an efficient way.

Growth factors; they stimulate and activate the cellular cycle. Epidermal growth factors, growth of fibroblasts and endothelial growth factors with great epithelising power.

Acetyl glutamine: intercellular moisturisation improving dermal density and tissue regeneration.

Folic acid: it strengthens cell regeneration and damaged DNA repair.

Pure hyaluronic acid: densifying and moisturising. It improves the development of the applied active principles.



## Botox-like Concentrate 30 ml

Decontracting concentrate that combines 3 Botox-like peptides that inhibit muscle contraction by 3 pre and post synaptic mechanisms of action. It is enriched with pure hyaluronic acid. Pentapeptide-18: it balances calcium entrance in the motor neuron achieving the inhibition of the contraction signal. Presynaptic action.

Acetyl hexapeptide-8: it stops the contraction signal by destabilising the SNARE complex (responsible for placing the acetylcholine vesicles near the neuron membrane in order to be released to the synaptic space). Presynaptic action.

Acetyl hexapeptide-30: it modulates the intensity of the signal that the muscle cell receives, this mechanism is achieved by inhibiting the agrin receptors. Postsynaptic action.

## 4

## DERMAPUNT SYSTEM

Apply the cocktail depending on the skin needs and act with **Dermapunt**. Adapt the depth of the micro needles depending on the area to be treated.

Two techniques:

**A. INDUCEMENT TECHNIQUE.** These movements strengthen the absorption of the applied active principles. The movements are carried by drawing horizontal and vertical lines, by drawing two courses for each movement. An average speed is used.

**B. MICRODERMABRASION TECHNIQUE.** In order to act on local wrinkles, circular movements along the wrinkle are performed, always at minimum depths (0.25 mm - 0.5 mm). This way wrinkle repair and regeneration are stimulated.

## MASK + REPAIR

## 5

Apply a small quantity of REVITALISING LOTION, which provides healing actives, such as growth factors. Next, apply HYALURONIC ACID FACE MASK and leave on for 15 minutes. The treatment can be improved and strengthened applying TDC LED MASK.

Rinse any rests of HYALURONIC ACID FACE MASK with lukewarm water.

6

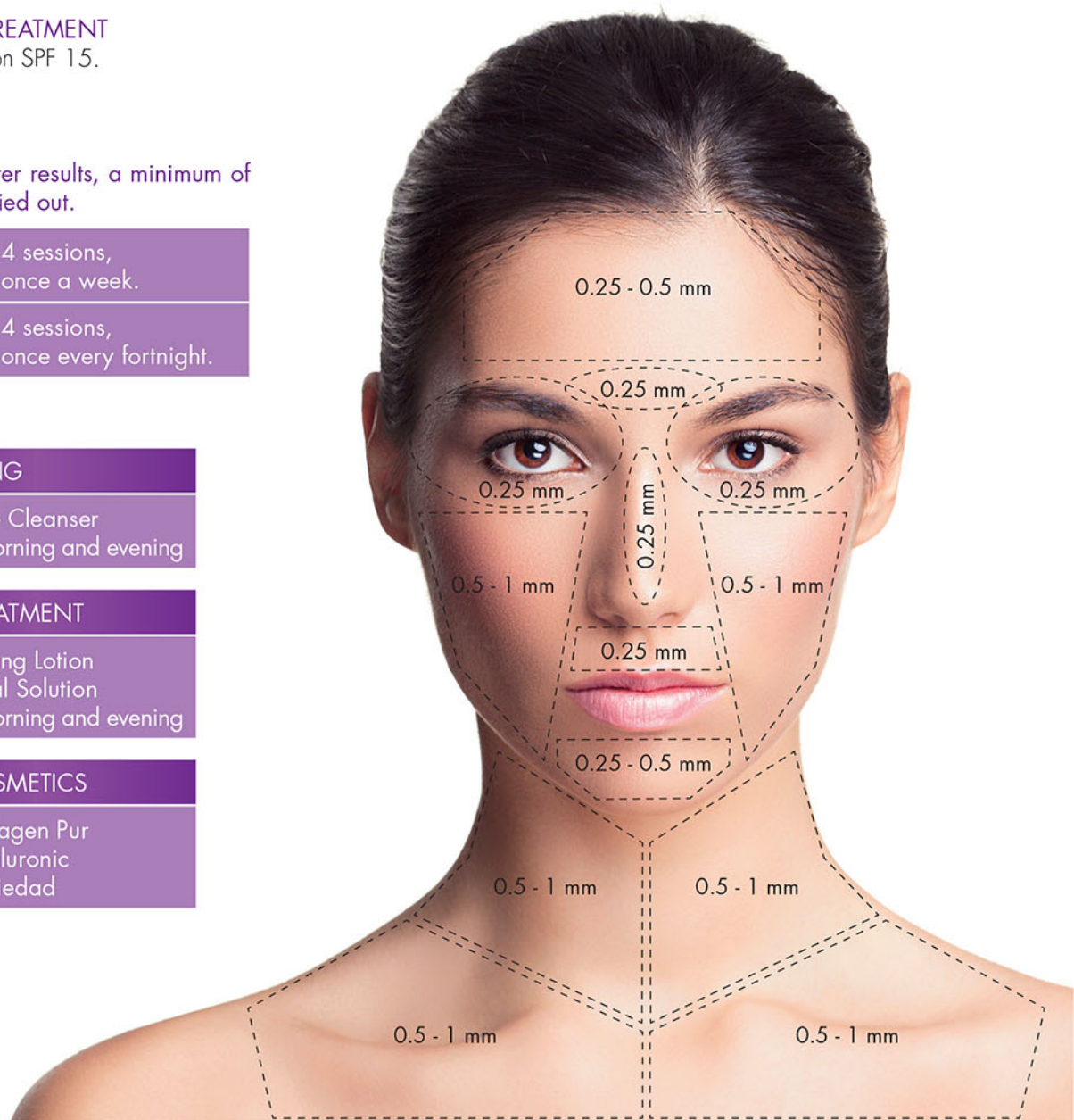
END OF THE TREATMENT  
Skin Total Solution SPF 15.

In order to achieve better results, a minimum of 8 sessions must be carried out.

SHOCK TREATMENT	4 sessions, once a week.
MAINTENANCE TREATMENT	4 sessions, once every fortnight.

HOME SKIN CARE

<b>CLEANSING</b>
<ul style="list-style-type: none"> <li>• HA Face Cleanser</li> <li>• Apply morning and evening</li> </ul>
<b>DAILY TREATMENT</b>
<ul style="list-style-type: none"> <li>• Revitalising Lotion</li> <li>• Skin Total Solution</li> <li>• Apply morning and evening</li> </ul>
<b>NUTRICOSMETICS</b>
<ul style="list-style-type: none"> <li>• B45 Collagen Pur</li> <li>• B37 Sealuronic</li> <li>• B44 Antiedad</li> </ul>



## DERMAPUNT TREATMENT FOR BODY

Body treatments can be strengthened with **Dermapunt** system, always in different sessions from those with equipments or cosmetics.

1

**CLEANSING**

Optionally, carry out the body peeling with ATOMIZED SEA PEELING  
Cleanse the area to be treated with OSMOBEAUTY FOAM.

2

**BODY COCKTAIL PREPARATION**

Oedematous cellulite	2 ampoules of MESOTER ANTI-CELLULITE + 2 ampoules of MESOTER DRAINING
Local rebel fat	4 ampoules of MESOTER SLIMMING
Fat associated to flaccidity	2 ampoules of MESOTER SLIMMING + 2 ampoules of MESOTER BODY FIRING
Flaccidity	4 ampoules of MESOTER BODY FIRING

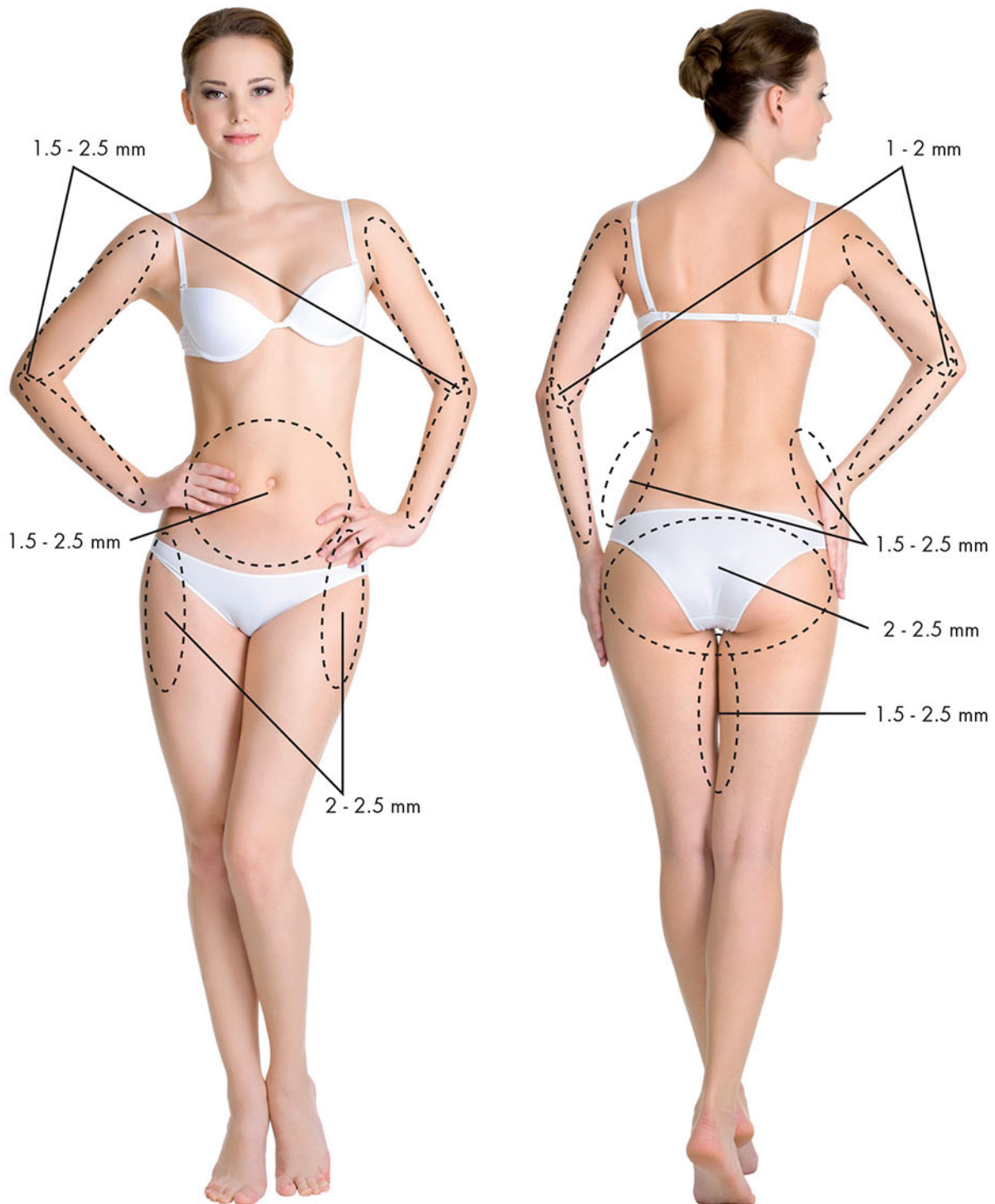


3

**DERMAPUNT SYSTEM**

Apply the cocktail on those body local areas and act with **Dermapunt**. Adapt the depth of micro-needles depending on the area to be treated.

**INDUCEMENT TECHNIQUE.** These movements strengthen the absorption of the applied active principles. The movements are carried out by drawing horizontal and vertical lines, by drawing two courses for each movements. The movement is performed by **HOPPING**, never dragging the device. A high speed is used.



4

**END OF THE TREATMENT**

Apply Osmobeauty Cream by means of a gentle massage until it is totally absorbed.

In order to achieve better results, the treatment must be complemented with cosmetic treatment or equipments in alternate sessions.



## WARNINGS BEFORE THE TREATMENT

Before starting the treatment with **Dermapunt**, the system contraindications must be checked.

The treated area must not be directly exposed to sunrays or UVA rays during the days just after the treatment. Besides, the appropriate care with the snow must be taken.

After a treatment with **Dermapunt**, it is not recommended to make up the skin during the following 24 hours. As an exception, for certain situations when make-up might be necessary, it will be applied only after 4 hours since the end of the treatment.

It is essential that the client follows the recommendations indicated by the professional at home, and also high photo protection.

## SIDE EFFECTS OF DERMAPUNT SYSTEM

At the end of each session, an erythema will be caused on the skin, which will weaken with the passing of time, with total improvement during the following 24-48 hours after the treatment.

A heat sensation and a slight stinging may remain on the treated areas. This sensation will disappear after several hours and, exceptionally, could stay during 24 hours after the treatment.

## SKIN CARE AFTER THE TREATMENT

It is essential to continue with the care patterns at home:

- Use high sun protection, at least for 10 days after the treatment.
- Cleanse the skin in the evening with HA Face Cleanser (TDC Klinik), soft and moisturising cleanser, which respects the skin during the cleansing and make-up removal.
- Apply Revitalising Lotion (TDC Klinik) morning and evening, whose growth factors and oligominerals contribute to repair and regenerate the skin.enerar la piel.
- Apply Skin Total Solution (TDC Klinik) morning and evening, a repairing and regenerating cream that strengthens the action of **Dermapunt** system.

### General cautions of **Dermapunt** system

Do not apply **Dermapunt** if the treatment area is damaged by any of these disorders.

- Cold-sore, ezcemas, psoriasis, dermatitis or rosacea.
- Telangiectasias or erythemas.
- Sun erythema.
- Infections.
- Open wounds.
- Active acne.
- Tatoos or micro-pigmentations, be aware of not working on them.



### General contraindications of **Dermapunt** system:

- General infections or feverishness..
- Pregnancy and breast feeding.
- Recent chemical peeling.
- Hystory of tumours.
- Chemotherapy or radiation treatments.
- Heart disorders, pacemaker.
- Diabetes.
- Problems of blood coagulation.
- Hormone replacement therapy.

Connect with  
RED



Exclusive Distributor:

**PT. RADIAN ELOK DISTRIVERSA**

Graha SKG-GN, Jl. Raya Kelapa Nias Blok GN-5,  
Kelapa Gading Barat, Jakarta Utara 14240  
INDONESIA

T: +6221 45850088

[www.radian-elok-distriversa.com](http://www.radian-elok-distriversa.com)



**GRUPO TEGOR**